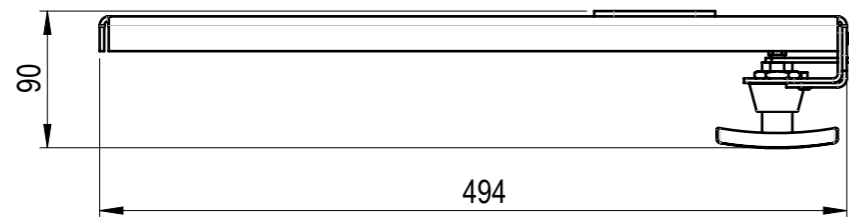
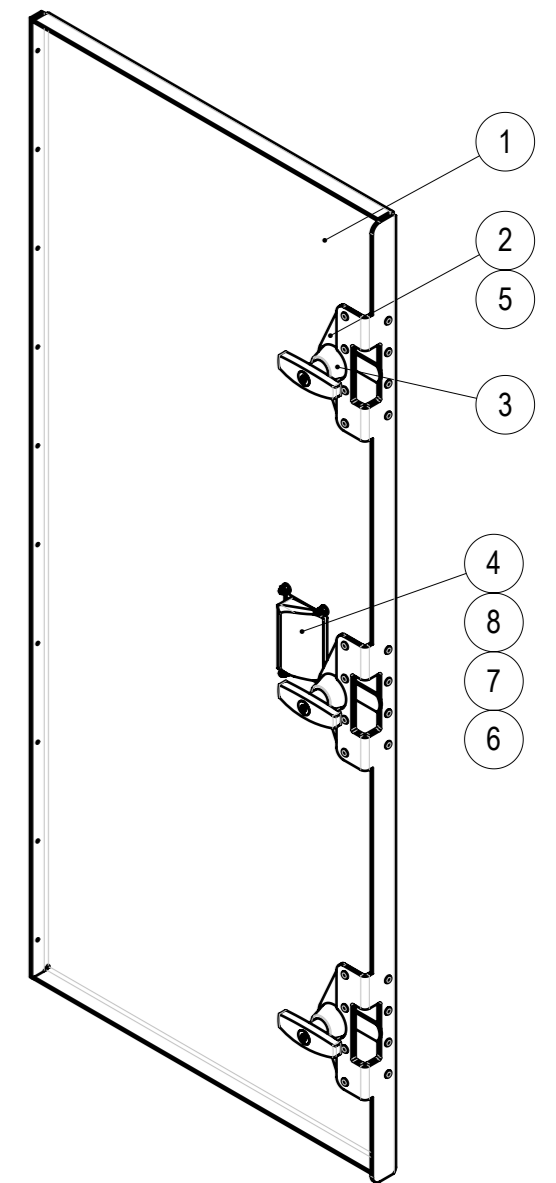
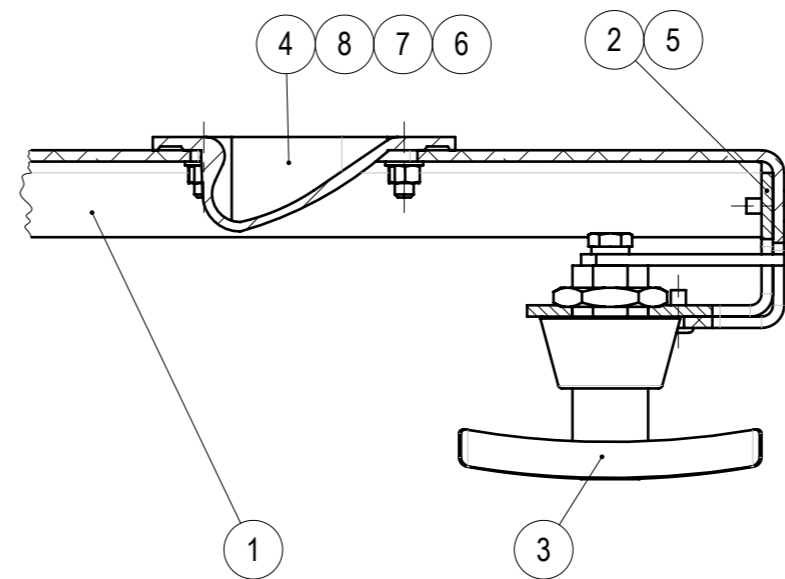


A-A
SCALE: 1 : 2



NO.	PART NO	DESCRIPTION	MATERIAL	PROCESSING	REVISION	WEIGHT	QTY
1	105-30234-01	Door sheet 2	EN-AW-5754	LCB PNT		5.31	1
2	105-30234-02	Mounting plate 2	S355JR	LCB PNT		0.22	3
3	Elesa+Ganter_421523	Lever latches with T-Handle	-	COTS		0.10	3
4	Elesa+Ganter_GN-7330-127-A-1-SW	Gripping tray GN-7330-127-A-1-SW	-	COTS		0.23	1
5	ISO-15983-4x10 (4,5-6,5)	Standard rivet, dome head	A2/A2	COTS		0.00	24
6	ISO4032 (DIN934) M5	Hex nut	HDG-8	COTS		0.00	4
7	ISO7089 (DIN125) M5	Plain Washer	HDG-HV200	COTS		0.00	4
8	ISO10642 (DIN7991) M5x16	CSK socket screw	EZn-8.8	COTS		0.00	4

WEMPS
ENGINEERING SERVICES

MATERIAL	WEIGHT	DEBURR AND BREAK SHARP EDGES	REVISION	DATE
-	6.558 Kg	DO NOT SCALE DRAWING		12.05.2025
SURFACE PROTECTION	MACHINING	THERMAL CUTTING	WELDING	SCALE
-	ISO 2768 mK	ISO 9013 221	ISO 13920 BF	1:5
				FORMAT
				A3

NAME	SIGNATURE	PART NO.	105-30234-00	
Designed by	M. Supols	DESCRIPTION		
Drawn by	M. Supols	Inside door		
Technical ref.		SHEET 1/1		